


Cat and Dog Draw and Color

Elke and René Leisink
René and Elke Leisink





letsreadasia.org

This is Cat.




This is Dog.






Cat and Dog want to draw.
Cat and Dog want to color.
Cat and Dog want to make
art. Dog starts. He takes a
pencil, and he takes a paper.
The paper is a square.




First, Dog draws an oval.
The oval is the body of Cat.
Wow, that is simple!




Then, he draws two triangles on top of the oval. The two triangles are the ears of Cat. And he draws a black triangle in the oval. The black triangle is the nose of Cat. And he draws a line above the nose.



Now he draws the eyes
and the eyebrows of cat.
The eyes are two dots. The
eyebrows are two lines.
Wow, that is easy!




Then, he draws the mouth of Cat. The mouth is a line. It looks like the letter 'w'. And he draws the hairs of Cat. Three hairs on the left side, and three hairs on the right side.




The drawing is almost finished. He draws the arms and legs of Cat. The arms and legs are lines. And he draws the toes of Cat. The toes are circles. And he draws the tail of Cat. The tail is a long line.



At last, he draws some stripes on the body of Cat. And he colors the body orange. Then, the drawing is finished. Wow, that is beautiful!



Now it is Cat's turn. He takes a pencil, and he takes a paper. The paper is a rectangle.



First, Cat draws an oval.
The oval is the body of Dog.
Wow, that is good!



Then, he draws two black forms on top of the oval. The two black forms are the ears of Dog. And he draws a black circle in the oval. The black circle is the nose of Dog. And he draws a line above the nose.



Now he draws the eyes
and the eyebrows of Dog.
The eyes are two dots. The
eyebrows are two lines.
Wow, that is perfect!




Then, he draws the mouth of Dog. The mouth is a line. The shape is again the letter 'w'. And he draws some dots around the mouth of Dog. Three on the left side, and three on the right side.



The drawing is almost finished. He draws the arms and legs of Dog. The arms and legs are lines. And he draws the toes of Dog. The toes are circles. And he draws the tail of Dog. The tail looks like a flower.



At last he draws some black circles on the body of Dog. And he colors the body yellow. Then, the drawing is finished. Wow, that is wonderful!



Bye-bye, Cat. Bye-bye,
drawing of Cat. Bye-bye,
Dog. Bye-bye, drawing of
Dog.

Brought to you by



The Asia Foundation

Let's Read! is an initiative of The Asia Foundation's Books for Asia program that fosters young readers in Asia. booksforasia.org

To read more books like this and get further information about this book, visit letsreadasia.org

Original Story

Cat and Dog Draw and Color, author: Elke and René Leisink. illustrator: René and Elke Leisink. Published by Biblionef, <http://cat-and-dog.org/> © Biblionef. Released under CC BY 4.0.

This work is a modified version of the original story. © The Asia Foundation, 2018. Some rights reserved. Released under CC BY 4.0.



For full terms of use and attribution, <http://creativecommons.org/licenses/by/4.0/>